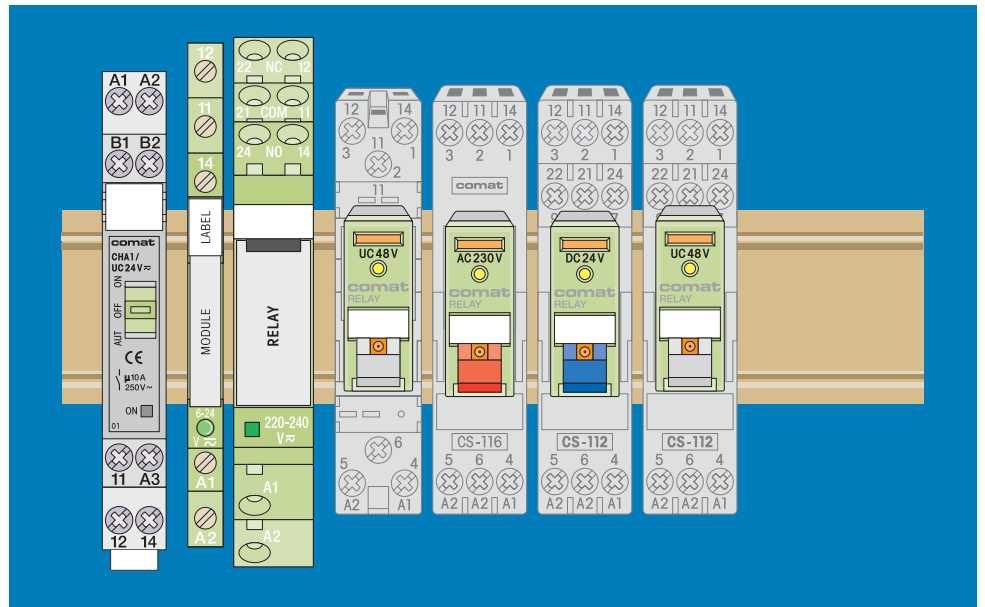


Industrial Relays

Interface Relays



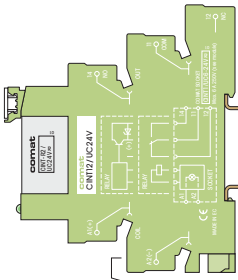
DIN

Interface Relays Recommended application

10A	100A peak				100A peak												
8A																	
6A																	
5A																	
2A																	
300mA																	
50mA																	
10mA																	
5mA																	
1mA																	
1		C14-A10 C10-A14			CINT11 CINT21	C10-T13	C10-T12	CINT12 CINT22				CINT18 CINT28	CINT15 CINT25				
2	CINT51 CINT61		CINT52 CINT62	CINT53 CINT63					C12-A21		C12-A22						
1+1																	CHA1

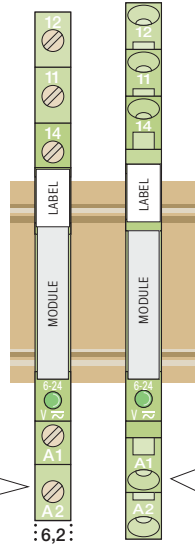
— twin contacts

Interface



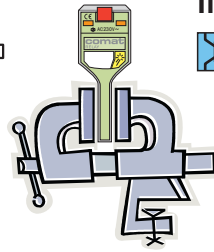
With screw terminals
(0,2-2,5mm²)
CINT-11, -12, -15, -18

Interface modules

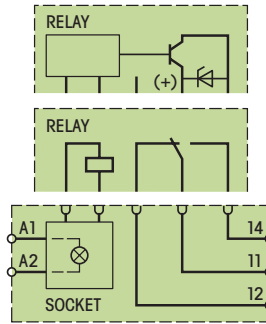


With cage clamp terminals
(1x 0,2-2,5mm²)
CINT-21, -22, -25, -28

Interface-Solide-State Modules



SPACE SAVING



Solid-State module
CINT-R5/CINT-R8

Relay module
CINT-R1/CINT-R2

Interface Module

Complete with integrated LED and switching module.

Test voltage: \square 3600V

T_{amb.} operation/storage:
-20...+55/-40...+85°C



Data at T_{amb.} = 20°C (standard coil)

	Contact material Switching power AC1 Switching power DC1 Switching power AC15 Peak inrush current Switching cycles: mechanical/electrical Contact resistance/voltage drop
	Operation voltage AC50/60Hz / DC Power consumption P _{max.} 24V Power consumption P _{max.} AC230V On delay/release time Parallel circuit

CINT-11, CINT-21

Interface Module
for PLC's and process control.
High power contact AgSnO₂.
With screw terminals (CINT-11)
or cage clamp terminals
(CINT-21).

6A 250V~
10mA 12V

CINT-12, CINT-22

Interface Module
for PLC's and process control.
Signal contact Ag Ni +5μAu.
With screw terminals (CINT-12)
or cage clamp terminals
(CINT-22).

6A 250V~
1mA 1V

CINT-15, CINT-25

Interface Module
for PLC's and process control.
DC solid-state switch NO, pnp.
Integrated transient clamp circuit.
For fast and high frequency
switching. With screw terminals
(CINT-15) or cage clamp
terminals (CINT-25).

2A 24V=
1mA 6V

CINT-18, CINT-28

Interface Module
for PLC's and process control.
AC solid-state switch type NO
synchronous switching triac.
For fast and high frequency
switching. With screw terminals
(CINT-18) or cage clamp
terminals (CINT-28).

2A 250V~
10mA 12V



Replacement Switching modules

24, 230
CINT-11/UC...V
CINT-21/UC...V

24, 230
CINT-12/UC...V
CINT-22/UC...V

CINT-15/DC24V
CINT-25/DC24V

CINT-18/DC24V
CINT-28/DC24V

CINT-R1/UC110-240V
CINT-R1/UC24V

CINT-R2/UC110-240V
CINT-R2/UC24V

CINT-R5/DC24V

CINT-R8/DC24V

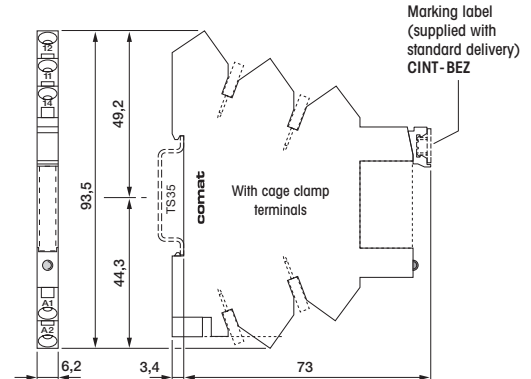
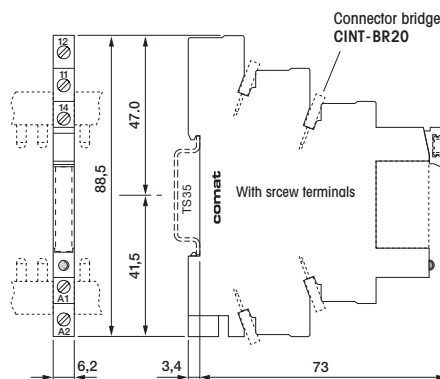
Ordering example

Module d'interface
CINT-21/UC24V

Accessories/Sparte parts

Connector bridge
CINT-BR20
(packing unit: 2x 10 pin)

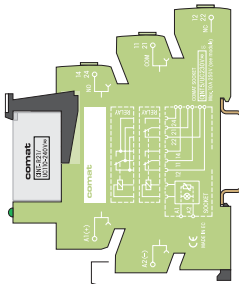
Marking label
CINT-BEZ
(packing unit: 64 pieces)



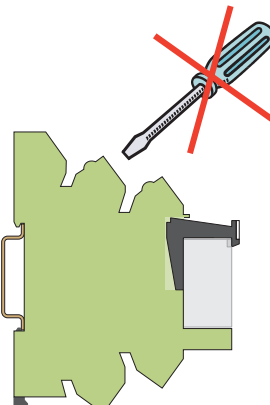
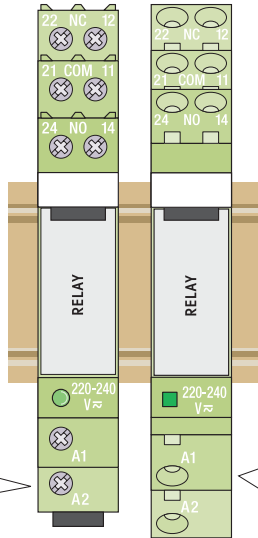
Interface Modules



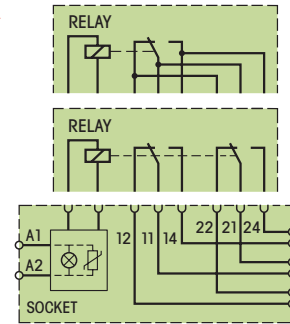
Interface



With screw terminals
(0,5-2,5 mm²)
CINT-51, -52, -53



With cage clamp terminals
(1x 0,5-2,5 mm²)
CINT-61, -62, -63



Relay module
CINT-51/61

CINT-52/62
CINT-53/63

Interface Module

Complete with integrated LED and relay.uI.

Test voltage: \square 3600V $\}$

Isolation $\sim / \square // \sim / \sim$:
4000Vrms // 2000Vrms

Tamb. operation/storage:
-20...+55/-40...+85°C



CINT-51, CINT-61

Interface Module

for PLC's and process control.
1 x CO high power contact
AgSnO₂.
With screw terminals (CINT-51)
or cage clamp terminals
(CINT-61).
With LED output status display.

10 A (13 A) 250 V~
50 mA 24 V

CINT-52, CINT-62

Interface Module

for PLC's and process control.
1 x CO signal contact
Ag Ni + 5 μAu.
With screw terminals
(CINT-52) or cage clamp
terminals (CINT-62).
With LED output status display.

8 A 250 V~
1 mA 12 V

CINT-53, CINT-63

Interface Module

for PLC's and process control.
1 x CO signal contact Ag Ni for
standard applications.
With screw terminals (CINT-53)
or cage clamp terminals
(CINT-63).
With LED output status display.

8 A 250 V~
10 mA 24 V

Data at Tamb. = 20°C (standard coil)

Contact material
Switching power AC1
Switching power DC1
Switching power AC15
Peak inrush current
Switching cycles: mechanical/electrical
Contact resistance

Operation voltage AC50/60 Hz / DC
Power consumption Pmax. 24 V
Power consumption Pmax. AC230 V
On delay/release time
Parallel circuit

AgSnO₂
2500 VA
...300 W
300 VA/230 V
100 A/5 ms
10x10⁶/10⁵
< 100 mΩ

0,8...1,2 Un
480 mW
1,1 W
5 ms/10 ms

All modules have an internal parallel diode circuit; green LED status indication.

Ag Ni + 5 μAu
2000 VA
...250 W
—
15 A/20 ms
10x10⁶/10⁵
< 100 mΩ

0,8...1,2 Un
480 mW
1,1 W
5 ms/10 ms

Ag Ni
2000 VA
...250 W
—
15 A/20 ms
10x10⁶/10⁵
< 100 mΩ

0,8...1,2 Un
480 mW
1,1 W
5 ms/10 ms

UC \approx
50/60 Hz / \approx

24, 230
CINT-51/UC...V
CINT-61/UC...V

24, 230
CINT-52/UC...V
CINT-62/UC...V

24, 230
CINT-53/UC...V
CINT-63/UC...V

Replacement relay modules

CINT-R21/UC110-240V
CINT-R21/UC24V

CINT-R22/UC110-240V
CINT-R22/UC24V

CINT-R23/UC110-240V
CINT-R23/UC24V

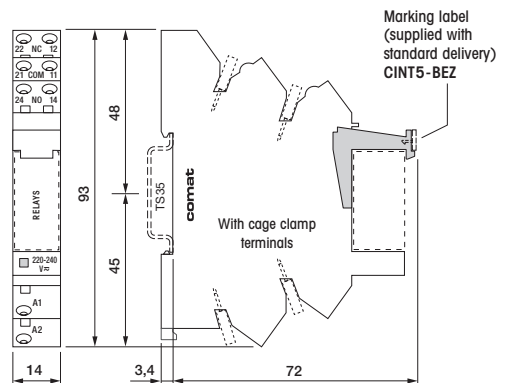
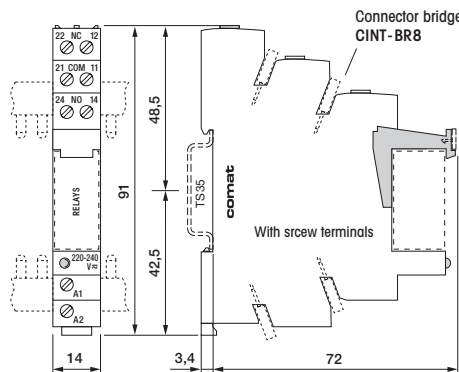
Ordering example

Interface module
CINT-51/UC24V

Accessories/Spare parts

Connector bridge
CINT-BR8/5
(packing unit: 1x 5 pieces)

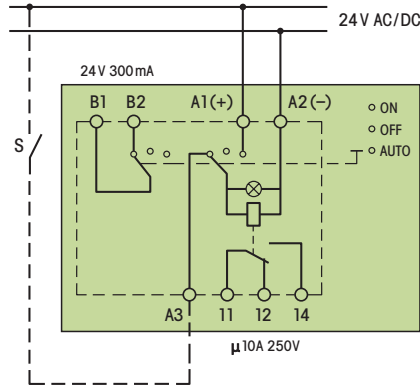
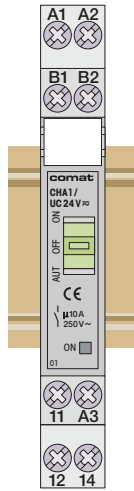
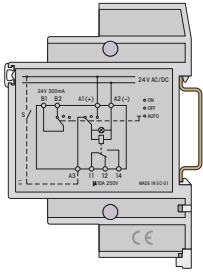
Marking label
CINT5-BEZ/18
(packing unit: 1x 18 pieces)



AUTO-ON-OFF Relay



FOR YOUR PLC



Interface Module

Complet with hand switch and LED for AUTO position indication.

Test voltage: \square 3000V \downarrow
 Tamb. operation/storage:
 -10..+50/-40..+85°C

CHA1

Interface Module

for control systems with 1x CO high power contact, 1x NO signal contact 300 mA.
 Installation: 45 mm front dimension.
 Front setting: AUTO-ON-OFF for maintenance and emergency operation



10 A 250 V ~
 10mA 12V

Data at Tamb. = 20°C (standard coil)

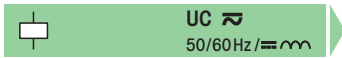
	Contact material
	Switching current/voltage
	Switching power AC1
	Switching power AC15
	Switching power DC1
	Peak inrush current
	Mechanical switching cycles
	Contact resistance
	Operation voltage AC 50/60Hz
	Operation voltage DC
Power consumption Pmax	

Power contact

AgCdO
10 A 250V
2500 VA
500 VA/230V
... 250 W
100 A 2,5 ms
10x10 ⁶
< 100 mΩ
0,8..1,2Un
1,1 Un (10A)
400mW/24V

Signal contact

Ag
300mA/30V
10VA
-
10W
0,5A
10 ³
< 100mΩ
--
--
--



CHA1/UC 24V

Marking label
 (supplied with standard delivery)
 CHA-BEZ/10

Ordering example

- Interface module
CHA1/UC 24V
- Marking label
CINT5-BEZ/18
(packing unit: 1x 18 pieces)

